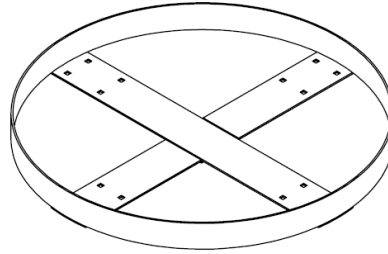


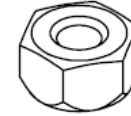
**PARTS LIST:**



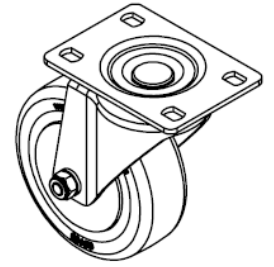
**DRUM DOLLIE  
FRAME x 1**



**M8\*16MM BALL  
HEAD SQUARE  
NECK BOLT x 4**



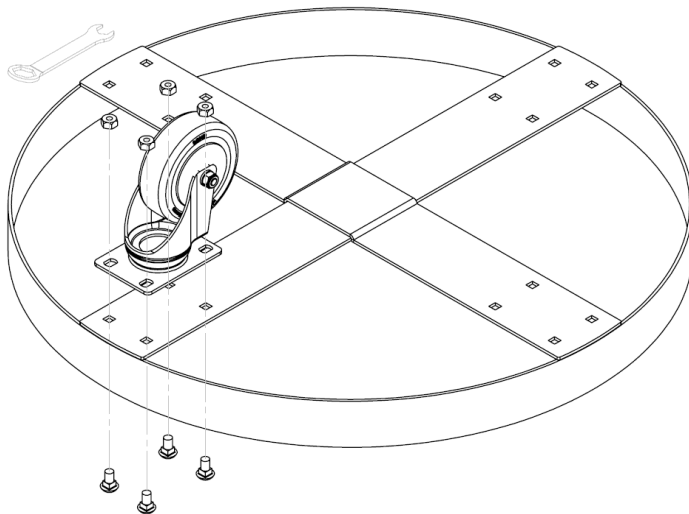
**M8 NYLOC  
NUT x 4**



**CASTORS  
x 4**

**STEP1:**

Flip the drum dolly frame upside down.  
Align the castors with the holes.  
Insert the M8 bolts through the holes and secure with M8  
nyloc nuts on the opposite side.



Once all four bolts are in place,  
tighten them  
fully with a  
M8 spanner.

**STEP2:**

Repeat Step 1 for all remaining castors.

