

## TYRE SIZING

*The most common way to size a pneumatic wheel or tyre is to look at the series of numbers embossed on the side wall.*



### EXAMPLES:

1. 20 x 10.00-8 - this size style is common in ride-on mower & industrial tyres. The first number is the tyre diameter (20" outside rolling diameter) – second number is the tyre width (10" tyre width) and last number is the rim diameter (suits an 8" rim).
2. 4.10/3.50-4 - this size style is common on smaller tyres for trolleys and wheelbarrow tyres – The first, 4.10, is the approximate width of the tyre when fitted to the recommended wheel. The second, 3.50, is the height of the sidewall, and the third is the rim diameter. 4.10/3.50-4 tyre is 4.1" wide, 3.5" tall on the sidewall and fits a 4" rim. You can use these numbers to work out the overall tyre diameter as follows - 1 x rim diameter = 4" (101mm) + 2 x sidewall height = 7" (178mm). Total diameter = 11" (279mm) approx.
3. 165/70R13 – this size is common on motor vehicles, trailers and light trucks. Some mower and industrial tyre manufactures are moving to these metric tyres sizing. Golf buggies run a 205/50-10 – 205 is the tyre width in millimetres, 50 stands for sidewall height i.e. 50% of the tyre width (205mm) = 102.5mm, 10 is the rim diameter in inches = 10". 165/70R13 is 165mm tyre width x 115mm sidewall height x 13" rim diameter.

**NOTE:** The above information should only be used as a guide – different manufactures have different standards. You will find 2 tyres with the exact same sizing have considerably different outside diameters.

## PLY RATING

*Ply rating is an expression of the tyre's strength and capacity. The ply rating translates in a very direct way to tyre capabilities and limitations, especially when it comes to inflation and load capacity. It is an indication of the amount of structural material (bias ply's) that are use in the tyres manufacturing process.*



Tyres with a higher ply rating will take high air pressures and in turn can carry greater loads.

LOAD RANGE RATING	OLD PLY RATING
B	4 Ply
C	6 Ply
D	8 Ply
E	10 Ply
F	12 Ply

## TYRE PRESSURE

*Tyre pressures are mostly shown as a PSI rating on the side wall.*



There may be two PSI ratings shown on the tyre – 22psi and a warning pressure - Never exceed 35psi to seat the beads.

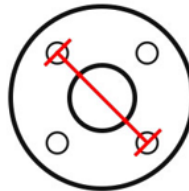
PSI rating should never be exceeded. It can cause serious injury.



### RIMS PCD

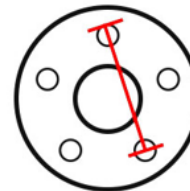
*PCD (Pitch Circle Diameter) Most commonly, you will find your hub will have either 4, 5, or 6 studs and measuring your PCD will vary depending on how many studs it has.*

4 stud



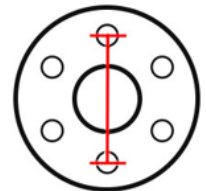
even

5 stud



odd

6 stud

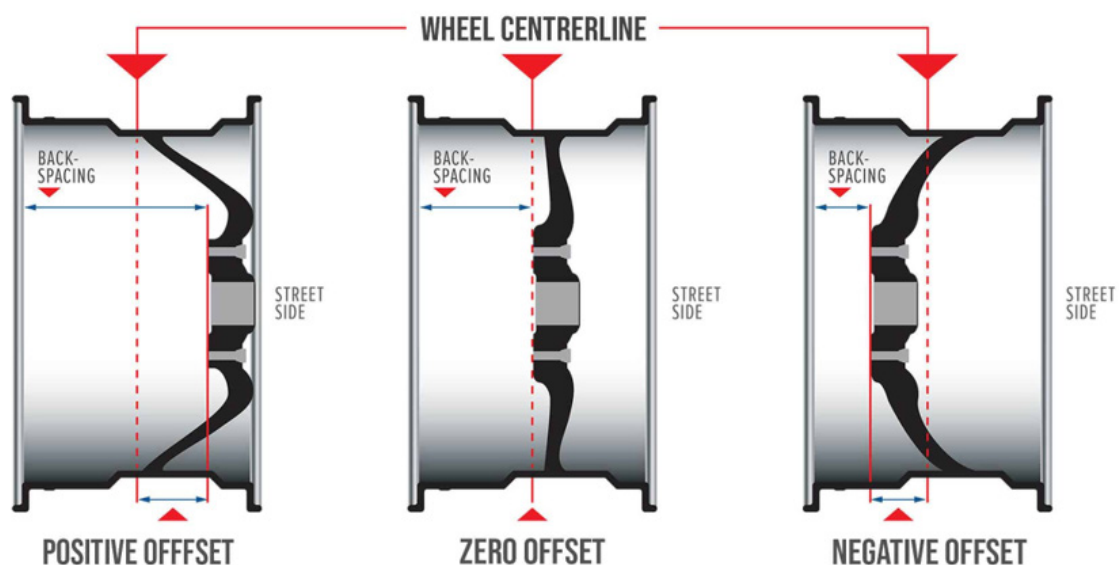


even

STUD PATTERN	WHEEL STUD THREAD	PCD INCHES	PCD METRIC	CENTRE OF ADJACENT STUDS
FORD	1/2" UNF	5 X 4.5"	5 X 114.3mm	66.7mm
COMMODORE	7/16" UNF	-	5 X 120mm	70.5mm
HT	7/16" UNF	5 X 4.25"	5 X 107.95mm	65mm
HQ	7/16" UNF	5 X 4.75"	50 X 120.65mm	70mm
GEMINI	7/16" UNF	-	4 X 100mm	70.7mm
HONDA	7/16" UNF	-	4 X 100mm	70.7mm
DATSUN	7/16" UNF	4 X 4.5"	4 X 114.3mm	80mm
MINI	7/16" UNF	4 X 4"	4 X 101.6mm	71mm
5 STUD LCR	9/16" UNF	-	5 X 150mm	88.17mm
6 STUD LCR	1/2" UNF	-	6 X 139.7mm	69.85mm

**NOTE: ABOVE STUD SIZES REFER TO TRAILER HUBS**

### RIM OFFSET





# COMMON TURF & INDUSTRIAL TYRE SIZES AND APPLICATIONS

SIZE	TREAD	APPLICATION
8 x 3.50-4	Slick / Smooth / semi PN	Deck Mower Jockey wheels - Toro Groundsmaster 4000 series.
9 x 3.50 - 4	Slick / Smooth / semi PN	Out Front Mower Deck Wheel – Kubota F2890-72, F3690-60 & F3690SN-72 models.
10 x 3.50-4	Slick / Smooth / semi PN	Deck Mower Jockey wheels - Toro Groundsmaster 5900 series.
4.10-3.50-4	Diamond / Industrial	Hand Trolley wheels, Kerbing machine wheels, mining jack wheels
4.10-3.50-5	Diamond	Mobility equipment.
11 x 4.00-5	Slick / Smooth / semi PN	Zero Turn Deck Wheels – Cox Turf One ZTR & Wright Stander B Models, Kubota Z232KW-42, Hustler Dash XD34 & XD42 models, Toro Time Cutter SS4225, MX3400, MR4275, MX4225 & EMR4275 models, Toro Grandstand 52 models.
4.10/3.50-6	Diamond / Industrial	Hand Trolley Wheels, Walk Behind Self-propelled slashers.
13 x 5.00-6	Turf	Mini digger attachments, Agricultural equipment, Petrol water blaster wheels, mac nut harvesting equipment, electric caravan jockey wheels, Ride-on front tyre – Rover Micro Rider & Mini Rider, Early model Cox & Greenfield mowers.
13 x 5.00-6	Slick / Smooth / semi PN	Zero Turn Deck Wheel - Rover Zero Turn RZTS46, Cox Wright Stander X, Hustler Raptor XD42.
13 x 6.50-6	Slick / Smooth / semi PN	Zero Turn Deck Wheel – Cox Wright Stander ZK, Kubota Z242KH4-48, Z242KW-48, Z252KH-54 & Z252KW-54 Models, Hustler Raptor XD48 & XD54, X-ONE & Super Z 60 models, Toro Titan MR4800 & MR6000 models, Toro Z Master 2000, 4000, 5000 & 6000 models.
15 x 6.00-6	Turf	Tuff Tipper Trailer Wheel, Ride-on front tyre - Cox Stockman, Greenfield Fastcut, Rover Raider, Rancher & Lawn King models, John Deere S100, S110, S140, S120, S130 models, Kubota GZD15, Husqvarna TS138, TS142, TS142T, TS142TXD, TS242TXD, TC138T & TC242TX models.
15 x 6.00-6	Ribbed	Zero turn Jockey Wheel - Toro Groundsmaster 7200 series.
4.00 – 8 (4.80/4.00-8)	Diamond / Highway	Wheelbarrow wheels, Ground handling equipment
16 x 6.50-8	Turf	Wide Wheelbarrow wheel, Garden Karts, Agricultural equipment, Rear Ride-on mower wheels - Rover Micro Rider & Mini Rider, Early model Cox & Greenfield mowers. Husqvarna front wheels TS248TXD & TS354 Models.

CONTINUED >>>

SIZE	TREAD	APPLICATION
16 x 7.50-8	Turf	Ride-on Wheel – Kubota GR Series front wheel.
18 x 6.50-8	Turf	Ride-on / Zero Turf Rear Wheel – Hustler Dash XD34.
18 x 7.50-8	Turf	Ride-on / Zero Turn Rear Wheel - Toro Time Cutter SS4225, MX3400, MR4275, MX4225 models.
18 x 8.50-8	Turf	Amusement Park Ride guide wheels, Ride-on / Zero Turn Rear Wheels – John Deere Z320M & Z315E models, Rover Zero Turn RZTS46, Hustler Dash XD42 & Raptor X42 models, Husqvarna TS138, TS142 & TC138T models.
18 x 8.50-8	Buggy	Golf Club Buggy, hire buggy.
18 x 9.50-8	Turf	Ride-on rear tyre – Cox Stockman, Toro Time Cutter EMR4275, Husqvarna TC242TX.
20 x 8.00-8	Turf	Ride-on rear tyre – Greenfield Fastcut, John Deere S100, S110, S140, S120 models, Rover Zero turn RZ42 & RZ46 models.
20 x 10.00-8	Turf	Ride-on / Zero Turn Rear wheels – John Deere S130, Z325E models, Cox Turf One ZTR & Cox Wright Stander X Models, Kubota GZD15, Toro Grandstand 52, Husqvarna TS142T, TS142TXD, TS242TXD, TS248TXD models.
205/50-10	Buggy	Utility Vehicles & Golf buggies – EMC electric vehicle range. Resort buggies.
23 x 10.50-12	Turf	Ride-on / Zero Turn Rear Wheel - Cox Wright Stander ZK, Kubota GR Series, Toro Groundsmaster 5900, Husqvarna TS354.
24 x 12.00 – 12	Turf	Zero Turn Rear Wheel – Hustler X-ONE, Toro Z Master 5000 & 6000 series, Toro Groundsmaster 7200 series.
26 x 12.00 – 12	Turf	Zero Turn Rear Wheel – Hustler Super Z 60, Toro Groundsmaster 4000 series.