

3000 SERIES CASTORS

3000 series forks feature a large precision thrust bearing balanced by a taper roller bearing around a massively rigid king pin. Depending on the choice of wheel, many of the castors in this range are suitable to be power towed up to 16kph on flat level concrete or bitumen surfaces. This excludes surfaces with drains, rails, and other obstructions.

A great choice if you need a truly robust and rugged castor.





















Brakes and directional locks are readily available.



UP TO
3000KG
CAPACITY

S10902

AUSTRALIAN
MADE

 Diameter (mm)	 Width (mm)	 Wheel Type	 Wheel Code	 Bearing Type	 Load Capacity	 Height (mm)	 Swivel Radius	 Rigid Code	 Swivel Code	
150	75	Poly	PU619	Ball	1500	210	142	R6901	S6902	
150	75	Cast Iron	CI687	Ball	1500	210	142	R6903	S6904	
150	75	Solid Nylon	NY617	Ball	1500	210	142	R6905	S6906	
200	76	Poly	PU823	Ball	2000	260	167	R8905	S8904	
200	76	SG Iron	SG834	Ball	3000	260	167	R8903	S8902	
250	76	Poly	PU1029	Ball	2500	310	190	R10905	S10904	
250	76	SG Iron	SG1040	Ball	3000	310	190	R10903	S10902	
250	70	Solid Pneumatic	SN1005	Ball	260	310	190	R10909	S10908	
250	100	Poly	PU1048	Ball	3000	310	190	R10913	S10912	
300	76	Poly	PU1217	Ball	3000	364	228	R12905	S12904	
300	85	Solid Pneumatic	SN1295	Ball	550	364	228	R12909	S12908	
300	100	Poly	PU1224	Ball	3000	364	228	R12913	S12912	
400	100	Solid Pneumatic	SN1612	Ball	950	462	293	R16901	S16902	
400	100	Pneumatic	PN1616	Ball	300	462	293	R16903	S16904	

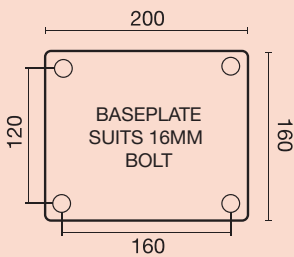


S8904

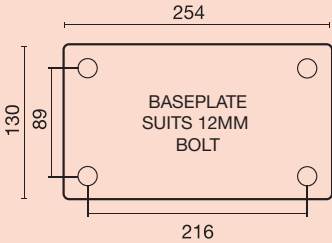
Brake Options

B = Brake
D = 4 Way Directional Lock


To order castors with
Brake or 4 Way Directional
Lock add B or D to end of
swivel code e.g. S8904B



Standard baseplate dimensions
and drilling patterns for
3000 Series castors



Optional baseplate dimensions & drilling
patterns for 3000 Series castors. Add OP
to the end of the castor code to specify
Optional Baseplate e.g. s8904OP

 indicates
towable
castors

CUSTOM DESIGNED & MANUFACTURED IN MELBOURNE

This range is designed and made to order in
Melbourne by our in-house engineering team.

DESIGN ALTERATIONS AVAILABLE

Contact our team about tailoring this product
to your requirements.