

DONUT PROFILE POLY TYRED ALUMINIUM CENTRED WHEELS








These polyurethane tyred aluminium centred wheels require 20% less force to move than comparative wheels. The reactive polyurethane wheel tread is chemically and mechanically moulded on to a lightweight aluminium centre.

- 20% less force to move
- Lightweight aluminium centre



PU815



|  Wheel Diameter (mm) |  Tyre Width (mm) |  Boss Width (mm) |  Axle Diameter |  Bearing Type |  Load Capacity (kg) |  Wheel Code |
|---|---|---|---|--|--|--|
| 75 | 30 | 32 | 12mm | Ball | 150 | PU349 |
| 100 | 50 | 66 | 1/2" or 20mm | Ball | 150 | PU436 |
| 125 | 50 | 66 | 1/2" or 20mm | Ball | 200 | PU536 |
| 150 | 50 | 66 | 1/2" or 20mm | Ball | 200 | PU636 |
| 200 | 50 | 66 | 1/2" or 20mm | Ball | 250 | PU815 |



PU349

HEAVY INDUSTRIAL CASTORS WITH DONUT PROFILE WHEELS

Castors with **Swivel Lock & Brake** or **Directional Lock** also available



500 SERIES CASTORS WITH DONUT PROFILE WHEELS

Castors with **Swivel Lock & Brake** or **Directional Lock** also available

