









SOLID NYLON WHEELS

These wheels are constructed from virgin nylon and are fully conditioned in an industrial sauna for maximum strength. They are an easy to maintain and durable wheel with low rolling resistance. They are high wearing when compared to equivalent sized rubber wheels. These solid nylon wheels are available in black or white.

- Conditioned for maximum strength
- Plain bore models suitable for wash-down applications
- Available in black or white



NY504

 Wheel Diameter (mm)	 Tyre Width (mm)	 Boss Width (mm)	 Axle Diameter	 Bearing Type	 Load Capacity (kg)	 Colour	 Wheel Code
50	20	22	5/16"	Plain	50	White	NY204
75	25	28 incl. sleeve	6 or 8mm	Plain	50	Black	NY3324
75	30	41	5/16" or 1/2"	Plain	125	White	NY3321
100	35	47	1/2", 3/4", 3/8"	Plain	300	White or Black	NY401
100	50	64	1/2" or 3/4"	SS Roller	300	White	NY404
100	35	42	3/8" or 1/2"	Ball	300	Black	NY413
100	26	34 incl. sleeve	8mm, 6mm	Plain	70	Black	NY4415
100	30	41	5/16" or 1/2"	Plain	125	White	NY4417
125	35	47	1/2", 3/4", 3/8"	Plain	350	White or Black	NY501
125	50	64	1/2" or 3/4"	Plain	300	White	NY504
125	35	48	3/8" or 1/2"	Ball	330	Black	NY513
125	30	41	5/16" or 1/2"	Plain	125	White	NY5517
150	50	64	1/2", 5/8", 3/4" or 20mm	Ball	400	Black	NY613
150	50	64	1/2" or 20mm	SS Ball	400	Black	NY635
150	50	60	1/2", 3/4", 20mm or 7/8"	Plain	400	White or Black	NY652
150	45	45	1/2", 3/4"	Plain	250	White	NY653
150	50	60	1/2", 3/4"	SS Roller	400	White	NY655
200	50	60	3/4", 20mm or 7/8", 1/2"	Plain	400	White or Black	NY800
200	50	63	1/2", 20mm	SS Roller	500	White	NY802
200	50	65	1/2", 5/8", 3/4" or 20mm	Ball	400	Black	NY830
200	50	64	1/2" or 20mm	SS Ball	400	Black	NY854

To specify wheels in black or white add **BLK** or **WHT** to the end of the part number. For example **NY501BLK** is a 100mm black nylon wheel, and **NY501WHT** is a 100mm white nylon wheel.