








POLY TYRED CAST IRON CENTRED WHEELS

These polyurethane tyred cast iron centred wheels have a hardness ranging from 60A to 75D on the shore scale. They are suitable for intermittent use only. If your application requires continuous running usage, our engineering department can recommend more suitable polyurethane tyres. Special tyres and other polyurethane parts are manufactured in-house.

 Wheel Diameter (mm)	 Tyre Width (mm)	 Boss Width (mm)	 Axle Diameter	 Bearing Type	 Load Capacity (kg)	 Wheel Code
75	25	34	1/2"	Ball	240	PU350
100	50	64	1/2" or 3/4"	Roller	250	PU424
100	50	63	1/2", 3/4", 5/8", 17mm or 20mm	Ball	500	PU425
100	38	45	3/8" or 1/2"	Ball	330	PU449
125	50	64	1/2" or 3/4"	Roller	250	PU524
125	50	64	1/2", 3/4", 5/8", 17mm, 20mm	Ball	500	PU525
125	38	48	3/8" or 1/2"	Ball	330	PU549
150	50	64	1/2" or 3/4"	Roller	250	PU614
150	75	82	20mm, 25mm, 30mm, 1"	Ball	1500	PU615
150	50	64	1/2", 5/8, 17mm, 20mm	Ball	600	PU649
150	50	64	20mm, 25mm, 1"	Ball	900	PU659
200	50	63	1/2", 3/4", 5/8", 17mm, 20mm	Ball	600	PU849
200	50	66	20mm, 25mm, 30mm, 1"	Ball	1200	PU876
200	75	82	20mm, 25mm, 30mm, 40mm or 1"	Ball	1500	PU896
200	75	90	20mm, 25mm, 3/4"	Ball	1500	PU824
200	75	82	20mm, 25mm, 1", 30mm	Ball	3000	PU823
200	84	96	40MM	Taper/Ball	5000	PU890
250	50	66	20mm, 25mm or 50mm	Ball	1500	PU1056
250	75	82	20mm, 25mm, 30mm, 1"	Ball	1500	PU1076
250	75	88	20mm	Ball	2000	PU1030
250	75	82	20mm	Ball	2500	PU1029
250	100	112	40mm	Ball	5000	PU1048
250	100	112	40mm	Taper	5000	PU1049
300	100	112	50mm	Ball	4000	PU1207
300	72	82	20mm 25mm 30mm	Ball	3000	PU1217
300	50	66	20mm	Ball	1300	PU1218
300	100	112	25mm, 30mm or 40mm	Ball	3000	PU1224
300	100	112	40mm	Ball	5000	PU1203
300	100	112	40mm	Ball	5000	PU1238
400	125	137	40mm	Taper	5000	PU1606
400	125	137	40mm	Ball	5000	PU1666



PU424



PU449



PU615



PU876