

PNEUMATIC WHEELS STEEL CENTRED

UP TO
300KG
CAPACITY












PN1080-75


Steel centred pneumatic wheels are ideal for use in garden, industrial and agricultural equipment, as well as on concrete mixers. They are manufactured with one piece or three piece rims.

The 1 piece rims are powder coated and fitted with flange ball bearings. Our premium wheels are zinc plated, fitted with precision bearings and come with 3 piece rims for superior strength and durability.

- Diameters ranging from 210mm to 400mm
- Six tread patterns

 Nom Wheel Diameter (mm)	 Tyre Width (mm)	 Boss Width (mm)	 Axle Diameter	 Bearing Type	 Tyre Size	 Tyre Tread Pattern	 Load Capacity (kg)	 Wheel Code
210	60	60	5/8", 3/4" or 20mm	Ball	2.50-4	Lug	100	PN8860
215	60	60	3/4"	Flange Ball	2.50-4	Lug	100	PN8826
215	60	60	5/8", 3/4" or 20mm	Ball	2.50-4	Lug	100	PN8870
260	83	60	5/8", 3/4" or 20mm	Ball	4.10/3.50-4	Highway	180	PN1066
260	85	60	5/8", 3/4" or 20mm	Ball	4.10/3.50-4	Saw Tooth	180	PN1050
260	80	60	20mm, 25mm, 1", 3/4"	Flange Ball	4.10/3.50-4	Diamond	180	PN1080
320	83	60	20mm, 25mm, 1", 3/4"	Flange Ball	4.10/3.50-6	Highway	180	PN1271
320	120	60	20mm, 25mm, 1", 3/4"	Flange Ball	13/5.00-6	Turf	200	PN1272
400	100	75	20mm, 25mm, 1", 3/4"	Flange Ball	4.00-8	Knobby	200	PN1608
400	100	75	1"	Ball	4.00x8	Knobby	200	PN1607
400	150	75	1"	Ball	16x6.50x8	Turf	200	PN1658
400	100	94	20mm, 1" or 25mm	Ball	4.00-8	Highway	300	PN1616*
400	100	100	20mm, 25mm	Taper	4.00-8	Highway	300	PN1616TR*
400	150	75	1"	Ball	16x6.50x8	Turf	200	PN1658
400	100	94	20mm, 1" or 25mm	Ball	4.00-8	Highway	300	PN1616*
400	100	100	20mm, 25mm	Taper	4.00-8	Highway	300	PN1616TR*

Tread Types



Knobby Tread



Lug Tread



Saw Tooth



Diamond Tread



Highway Tread



Turf Tread