

# STAINLESS ELITE PLATE CASTORS

SUITABLE FOR WET ENVIRONMENTS  
FULL STAINLESS CONSTRUCTION

UP TO  
**100KG**  
CAPACITY



S4110B



S3104



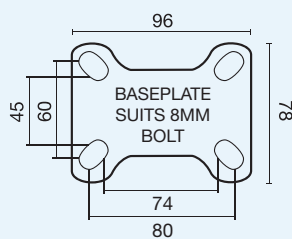
S4488B

Diameter (mm)	Width (mm)	Wheel Type	Wheel Code	Bearing Type	Load Capacity (mm)	Height (mm)	Swivel Radius (mm)	With Brake (mm)	Rigid Code	Swivel Code
50	20	Poly Nylon	NA	SS Ball	30	69	50	77	<b>R261</b>	<b>S260</b>
50	20	Nylon	NA	Plain	30	69	50	77	<b>R263</b>	<b>S262</b>
75	30	Poly Nylon	PU3345	SS Ball	80	107	70	105	<b>R3383</b>	<b>S3382#</b>
75	30	Nylon	NY3321	Plain	80	107	70	105	<b>R3389</b>	<b>S3388#</b>
75	32	Rebound Rubber	RR3367	SS Ball	80	107	70	105	<b>R3387</b>	<b>S3386#</b>
75	32	Elastic Rubber	ER3368	SS Ball	80	107	70	105	<b>R3315</b>	<b>S3315#</b>
100	27	Poly Nylon	PU4439	SS Ball	100	135	90	106	<b>R4477</b>	<b>S4476</b>
100	30	Nylon	NY4417	Plain	100	135	90	106	<b>R4489</b>	<b>S4488</b>
100	32	Rebound Rubber	RR4367	SS Ball	100	135	90	106	<b>R4429</b>	<b>S4428#</b>
100	32	Elastic Rubber	ER4368	SS Ball	100	135	90	106	<b>R4416</b>	<b>S4415#</b>
100	36	Aluminium	AL472	Oiless Du bush	100	135	90	-	<b>R4493</b>	<b>S4492#</b>
125	27	Poly Nylon	PU5539	SS Ball	100	161	102	106	<b>R5577</b>	<b>S5576</b>
125	30	Nylon	NY5517	Plain	100	161	102	106	<b>R5589</b>	<b>S5588</b>
125	32	Rebound Rubber	RR4367	SS Ball	100	135	90	106	<b>R4429</b>	<b>S4428#</b>
125	32	Elastic Rubber	ER5368	SS Ball	100	161	102	106	<b>R5516</b>	<b>S5515#</b>

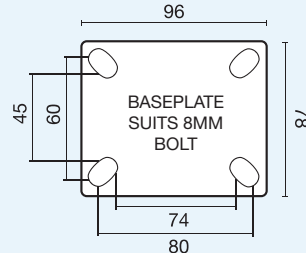
## Brake Options

B = Brake  
D = Directional Lock

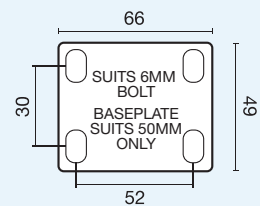
To order castors with Brake or Directional Lock add B or D to end of swivel code e.g. S4476B



Baseplate for Rigid Castors



Baseplate for Swivel Castors



# indicates castors not available with directional lock.