

# FORGED HEAD SERIES CASTORS
















Applications including transport and logistics, heavy machinery, warehousing equipment and mobile platforms rely on the extreme shock loading, robust durable kingpin and drop forged steel baseplate of Richmond's Forged Head Series for loads up to 1500kg.

They are a great choice for heavy duty applications requiring a towable option.

- Polyurethane, SG iron, or solid pneumatic wheels
- Drop forged steel baseplate



S8002B

|  |  |  |  |  |  |  |  |  |  |   |
|---|---|---|---|---|---|---|---|---|---|---|
| Diameter (mm)   | Width (mm)  | Wheel Type  | Wheel Code  | Bearing Type  | Load Capacity   | Height (mm)   | Swivel dius   | Rigid Code  | Swivel Code   |   |
| 200   | 75  | Poly  | PU824   | Ball  | 2000  | 268   | 156   | R8003   | S8002   |    |
| 200   | 75  | SG Iron   | SG822   | Ball  | 2000  | 268   | 156   | R8001   | S8000   |   |
| 250   | 75  | Poly  | PU1030  | Ball  | 2000  | 317   | 194   | R1035   | S1034   |  |
| 250   | 75  | SG Iron   | SG1027  | Ball  | 2000  | 317   | 194   | R1033   | S1032   |   |
| 250   | 75  | Solid PN  | SN1005  | Ball  | 260   | 317   | 194   | R1045   | S1044   |  |
| 300   | 75  | Poly  | PU1217  | Ball  | 2000  | 370   | 234   | R1235   | S1234   |  |
| 300   | 75  | Solid PN  | SN1295  | Ball  | 540   | 370   | 234   | R1245   | S1244   |  |

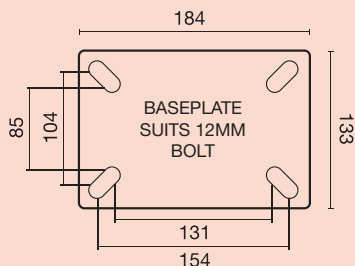
## Brake Options

B = Brake

D = Directional Lock

To order castors with Brake or Directional Lock add B or D to end of swivel code e.g. S1044B

 indicates towable castors



Baseplate dimensions & drilling patterns for Forged Head Series castors



S1034



R1033