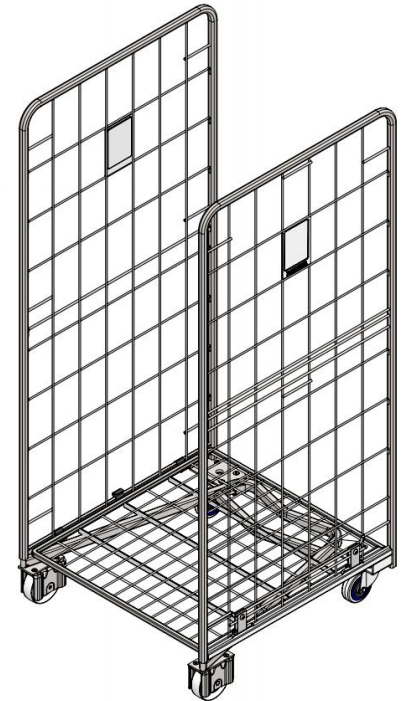


Roll cage 2 sides A base

18/08/2020

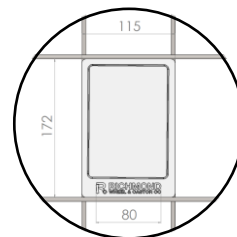
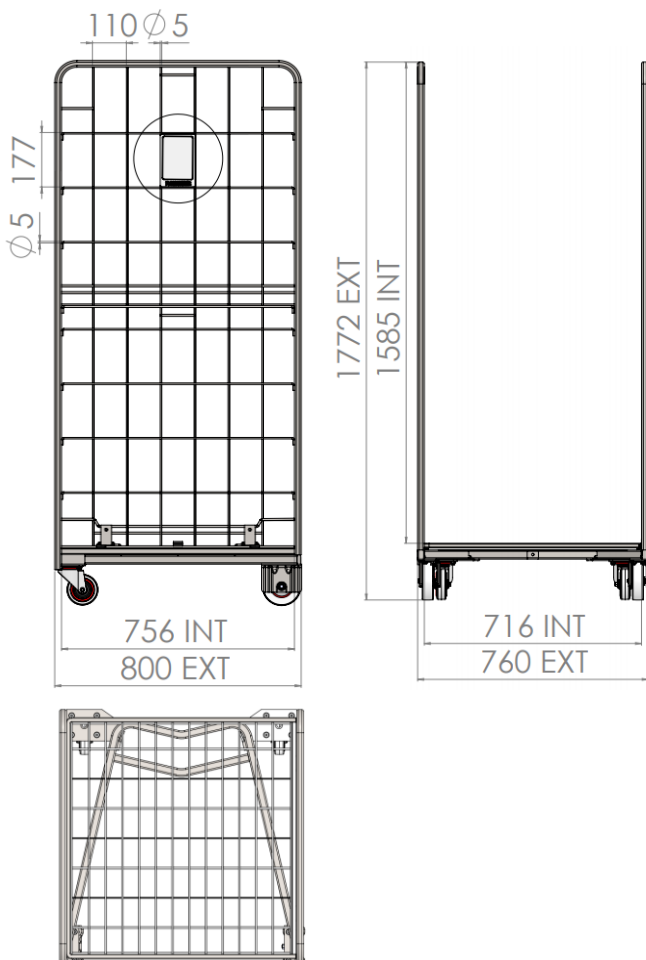
REF :528ROLLCAGE200

GLOBAL VIEW



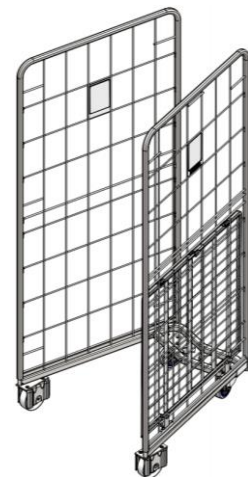
Dimensions (mm)	Length	Depth	Height
■ External	760	800	1772
■ Internal	717	756	1585
Average weight :	≈ 30kg		
Material :	STEEL Q235		
Surface Treatment:	Electrozinc coated		
Loading capacity :	500kg		
Wheels :	Sandwich wheels, 2 swivel 100mm at front 2 fixed 125mm at rear		
Sides:	Side wire diameter :	Ø5mm x Ø5mm	
	Side tube diameter :	square 22x22mm	
	Panel mesh:	110x177mm	
Base:	base wire diameter :	Ø4.8mm/ Ø5.8mm/ Steel plate 3x18mm	
	Base tube diameter :	square 15x15mm	
	Base mesh:	52x92.5mm	
Identification plates:	115x172mm		

GENERAL DIMENSIONS



Crafts : Stamping
*According to the original
LOGO proportion*

FOLDING VIEW



NESTABLE IN "A"

