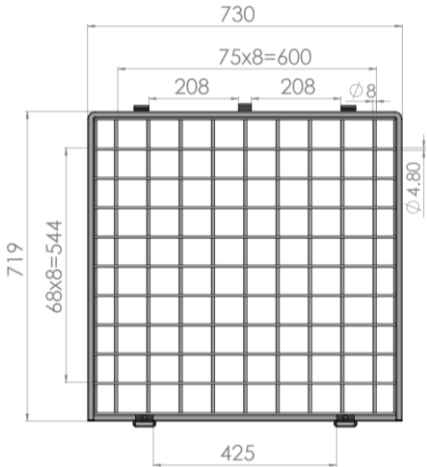


ACCESSORIES—ROLL A

REF : 528ROLLCAGE600/601/602

528ROLLCAGE600

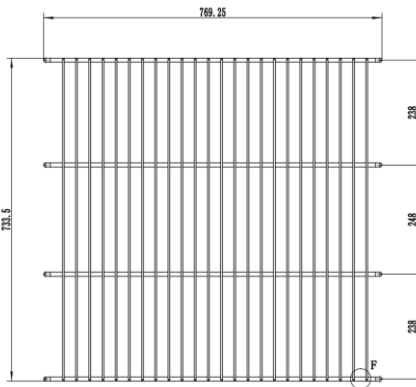
GLOBAL VIEW



- Dimensions (mm)**
- DEPTH 730
 - HEIGHT 719
 - Average weight ≈ 6KG
- Material :** STEEL Q235
- Surface Treatment:** Electrozinc coated
- Wire diameter :** Ø4.8mm/ Ø5.8mm/ Ø8mm
- Tube diameter :** square 15x15mm
- Shelf mesh:** 75x68mm



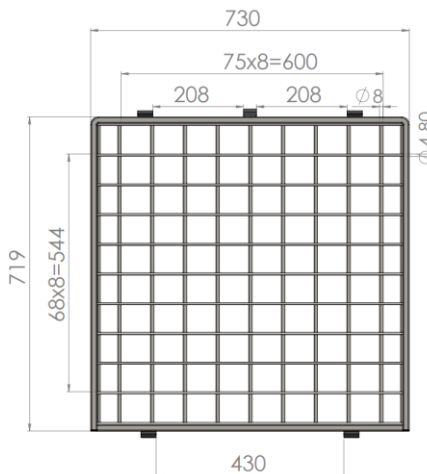
528ROLLCAGE601



- Dimensions (mm)**
- DEPTH 769
 - HEIGHT 733
 - Average weight ≈ 3.5KG
- Material :** STEEL Q235
- Surface Treatment:** Electrozinc coated
- Wire diameter :** Ø4mm/ Ø9.5mm
- Shelf mesh:** 30x248mm



528ROLLCAGE602



- Dimensions (mm)**
- DEPTH 730
 - HEIGHT 719
 - Average weight ≈ 6KG
- Material :** STEEL Q235
- Surface Treatment:** Electrozinc coated
- Wire diameter :** Ø4.8mm/ Ø5.8mm/ Ø8mm
- Tube diameter :** square 15x15mm
- Shelf mesh:** 75x68mm

