

# ABS CENTRAL LOCKING MEDICAL SERIES CASTORS



Suitable for patient beds requiring one point locking and minimal maintenance. Richmond's ABS Central Locking Castors are quiet running and feature an attractive appearance, designed to add to the atmosphere of any medical environment.

The stylish ABS cover and precision ball bearing swivel head assist in swivelling the castor, making beds and stretchers easier to position at any time. Load capacities up to 120kg and positive brake performance increase the value this Richmond castor adds to hospital beds.

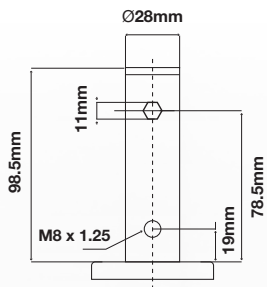


Diameter (mm)	Width (mm)	Wheel Type	Bearing Type	Load Capacity (kg)	Height (mm)	Stem Diameter (mm)	Swivel Radius (mm)	Swivel Code
125	32	Institutional Rubber	Ball	100/90	165	28	102	S5295
150	32	Institutional Rubber	Ball	120/100	192	28	125	S6295
150	32	Institutional Rubber	Ball	120/100	192	32	125	S6297
200	32	Institutional Rubber	Ball	120/100	240	28	157	S8295

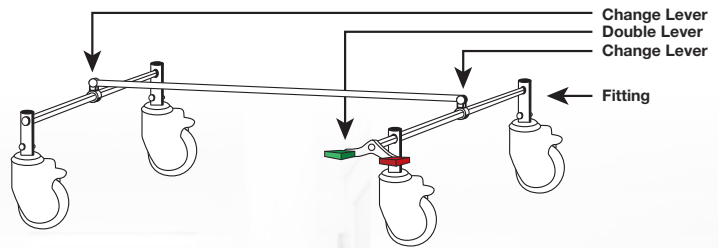
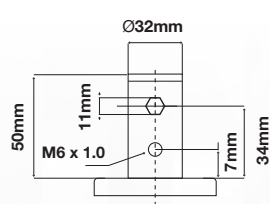
## BRAKE OPTIONS: B = Brake D = Directional Lock

To order castors with Brake or Directional Lock add B or D to end of swivel code e.g. S6297B

### ABS Central Locking 28mm Stem



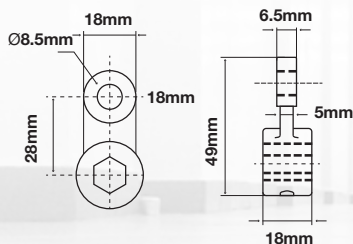
### ABS Central Locking 32mm Stem



The markings at the top of the castor stem denote the brake type of that castor



28mm Change Lever



Double Lever Pedal  
Left or Right

