

# PUNCTURE PROOF WHEELS

Why buy a pneumatic wheel when there is a better option? Richmond's fully puncture proof wheels eliminate flat tyres and replace the need for tubes.

With high load capacities suited to hand trucks, nursery equipment, industrial and agricultural equipment Richmond's puncture proof wheels combine the strength and stability of a solid rubber wheel with the smooth cushioned ride of a pneumatic wheel.



PF1628



PF1275



PF1124



PF1084













**PUNCTURE PROOF WHEELS**

**“NO MORE FLATS”**



## SPECIFICATIONS & FITTINGS

									
Nom Wheel Diameter (mm)	Tyre Width (mm)	Boss Width (mm)	Axle Diameter	Bearing Type	Tyre Size	Tyre Tread Pattern	Load Capacity	Wheel Centre	Wheel Code
215	55	60	5/8", 3/4" or 20mm	Ball	2.50 - 4	Lug	100	Steel	PF8881
255	83	60	5/8", 3/4" or 20mm	Ball	4.10/3.50-4	Industrial	100	Steel	PF1084
280	60	60	3/4"	Flange	2.50-6	Industrial	100	Steel	PF1124
310	81	62	1"	Flange	4.10/3.50-6	Diamond	180	Steel	PF1273
310	103	62	1"	Flange	13/5.00-6	Turf	200	Steel	PF1275
400	150	102	1"	Flange	16x6.50-8	Turf	200	Plastic	PF1628*
400	93	76	1"	Flange	4.00-8	Industrial	200	Steel	PF1632
400	150	102	1"	Nylon Bush	16x6.50-8	Turf	200	Plastic	PF1629
400	93	76	1"	Nylon Bush	4.00-8	Industrial	200	Steel	PF1641

\* Denotes plastic centre



INDUSTRIAL TREAD



TURF TREAD



LUG TREAD



PF1628 IN USE ON A WHEELBARROW