

300 SERIES PLATE CASTORS (100-125MM)




S4048



R4053



S4042B



SPECIFICATIONS & FITTINGS

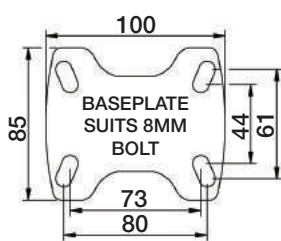
Diameter (mm)	Width (mm)	Wheel Type	Wheel Code	Bearing Type	Load Capacity (KG)	Height (mm)	Swivel Radius	With Brake	Rigid Code	Swivel Code
100	35	Reb Rubber	RR4077	Ball	150/110	130	90	125	R4043	S4042
100	35	Reb Poly	RP4072	SS Roller	150/110	130	90	125	R4055	S4054
100	35	Poly Nylon	PU4408	Roller	200/150	130	90	125	R4045	S4044
100	38	Poly Ci	PU449	Ball	200/150	130	90	125	R4049	S4048
100	35	Nylon	NY401	Plain	200/150	130	90	125	R4033	S4032
100	35	Nylon	NY413	Ball	200/150	130	90	125	R4035	S4034
100	35	Nylon	NY403	Roller	200/150	130	90	125	R4047	S4046
100	35	Glass Nylon	GF412	Plain	200/150	130	90	-	R4061	S4060
100	36	Aluminium	AL474	AL Bronze Bush	200/150	130	90	-	R4067	S4066 *
100	36	Aluminium	AL473	Oilless bush	200/150	130	90	-	R4059	S4058 *
100	38	Cast Iron	Ci421	Plain	200/150	130	90	-	R4051	S4050 *
100	38	Cast Iron	Ci400	Ball	200/150	130	90	125	R4053	S4052
100	40	Hi-Temp Polymer	HT479	Ball	200/150	130	90	-	R4069	S4068
125	35	Reb Rubber	RR5077	Ball	200/150	157	112	125	R5043	S5042
125	35	Reb Poly	RP5072	SS Roller	200/150	157	112	125	R5055	S5054
125	35	Poly Nylon	PU5508	Roller	200/150	157	112	125	R5045	S5044
125	35	Poly Ci	PU549	Ball	200/150	157	112	125	R5049	S5048
125	35	Nylon	NY501	Plain	200/150	157	112	125	R5033	S5032
125	35	Nylon	NY513	Ball	200/150	157	112	125	R5035	S5034
125	35	Nylon	NY503	Roller	200/150	157	112	125	R5037	S5036

BRAKE OPTIONS:

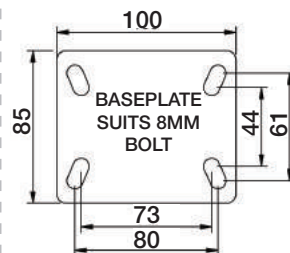
B = Brake To order castors with Brake add B end of swivel code e.g. S4404B

Castors marked * are not available with brakes. 🌡️ indicates castors suited for high/low temperature applications.

BASEPLATE DIMENSIONS & DRILLING PATTERNS FOR 300 SERIES CASTORS



RIGID CASTOR



SWIVEL CASTOR




S4044B

S4066

300 SERIES

PLATE CASTORS (150-200MM)

UP TO
300KG



MOUNTING
PLATES
AVAILABLE
PAGE 99



R6036



S6044



S8040

SPECIFICATIONS & FITTINGS



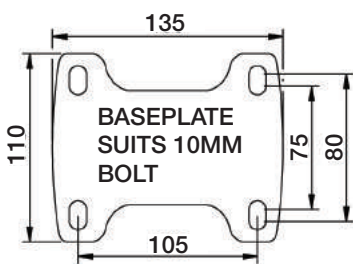
Diameter (mm)	Width (mm)	Wheel Type	Wheel Code	Bearing Type	Load Capacity	Height (mm)	Swivel Radius	With Brake	Rigid Code	Swivel Code
150	45	Reb Rubber	RR6677	Ball	225/200	187	127	170	R6043	S6042
150	50	Rubber	RT6642	Roller	225/200	187	127	170	R6041	S6040
150	50	Poly Nylon	PU6071	Ball	300/225	187	127	170	R6045	S6044
150	50	Nylon	NY652	Plain	300/225	187	127	170	R6033	S6032
150	50	Nylon	NY613	Ball	300/225	187	127	170	R6036	S6035
150	45	Cast Iron	CI611	Plain	300/225	187	127	NA	R6051	S6050 *
150	40	Reb Poly	RP6072	SS Roller	300/250	187	127	170	R6055	S6054
200	45	Reb Rubber	RR8871	Ball	250/225	237	156	170	R8043	S8042
200	50	Reb Poly	RP8072	SS Roller	250/225	237	156	170	R8055	S8054
200	50	Rubber	RT8842	Roller	250/225	237	156	170	R8041	S8040
200	45	Rubber	RN8875	Roller	200/175	237	156	170	R8047	S8046
200	50	Poly Nylon	PU8071	Ball	300/225	237	156	170	R8045	S8044
200	50	Nylon	NY800	Plain	300/225	237	156	170	R8033	S8032

BRAKE OPTIONS:

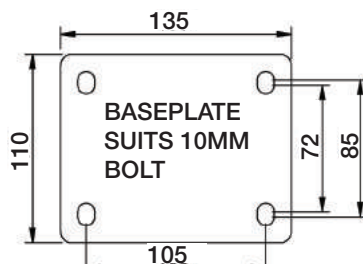
B = Brake To order castors with Brake add **B** end of swivel code e.g. **s6042B**

Castors marked * are not available with brakes. 🌡️ indicates castors suited for high/low temperature applications.

BASEPLATE DIMENSIONS & DRILLING PATTERNS FOR 300 SERIES CASTORS



RIGID CASTOR



SWIVEL CASTOR



R6041



S8054B