











The designR range of castors are perfect for applications that require your castors to be on display.

Richmond's new light duty designR range have a maximum load capacity of 55kg per castor, making them ideal for use on furniture in the home or office. Offering a distinct smooth and modern polished chrome finish with a non-marking polyurethane wheel, these designR castors will compliment any interior.














S3036B

SPECIFICATIONS & FITTINGS - PLATE TYPE

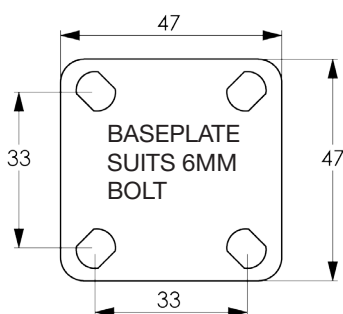
									
Diameter (mm)	Width (mm)	Wheel Type	Wheel Code	Bearing Type	Load Capacity	Height (mm)	Swivel Radius	With Brake	Swivel Code
60	13	PU/Grey	N/A	Ball	40kg	95	60	60	S3036
75	13	PU/Red	N/A	Ball	55kg	110	75	75	S3040

To order castor with Swivel Lock & Brake, add B to the end of the Swivel Code, eg S3036B indicates a brake castor.

SPECIFICATIONS & FITTINGS - BOLT TYPE

										
Diameter (mm)	Width (mm)	Wheel Type	Wheel Code	Bearing Type	Load Capacity	Height (mm)	Swivel Radius	With Brake	Thread (mm)	Swivel Code
60	13	PU/Grey	N/A	Ball	40kg	90	60	60	M10 x 15	S3034
75	13	PU/Red	N/A	Ball	55kg	105	75	75	M10 x 15	S3038

To order castor with Swivel Lock & Brake, add B to the end of the Swivel Code, eg S3034B indicates a brake castor.



S3040B



S3038B



S3034B